

SOL POUSSINS 1^{ER} DEGRE



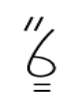
1PT



1 PT



0.50PT



0.50PT



1PT

SUR 4 POINTS

SOL POUSSINS 2^{ÈME} DEGRE



1PT

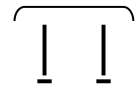


1PT



0,5 0,5

1PT

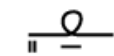


0,5 0,5

1PT



0.50PT



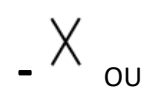
0.50PT

SUR 5 POINTS

SOL POUSSINS 3^{ÈME} DEGRE



NC



1.5PT OU 2PTS



1.5PT OU 2PTS



0,5 0,5

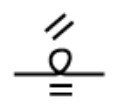
1PT



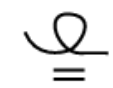
0.50PT



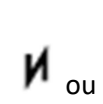
1PT



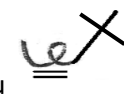
0.50PT



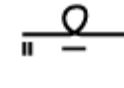
0.50PT



0.50PT



0.50PT

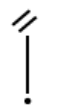


0.50PT

SUR 5.5 ou 6 POINTS

SOL POUSSINS 4^{ÈME} DEGRE

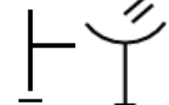
CHORE



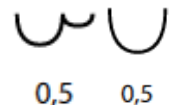
1PT



1.5PT

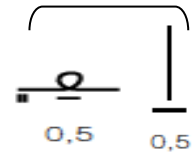


0.50 + 0.50



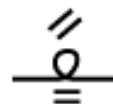
0,5 0,5

1PT



0,5 0,5

1PT

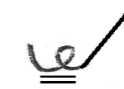


0.50PT



2PTS

OU



1.50PT

CHORE

NC

SUR 7.5 OU 8 POINTS

SOL POUSSINS 5^{ÈME} DEGRE

CHORE



2PTS

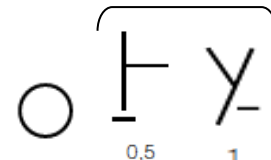


2PTS

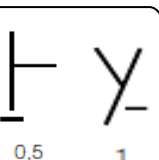
OU



1.50PT

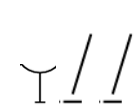


1PT



0,5 1

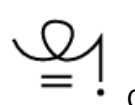
1.50PT



1PT

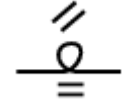


OU



2PTS

OU



0.50PT

CHORE

NC

SUR 9.50 OU 10 POINTS